

IT6000ET



W&M Approved Weighing Terminal For Challenging Weighing And Filling Applications

IT6000ET - Technical Data

Weighing electronics

For the connection of max. 16 analog loadcells in 4- or 6-wire mode, W&M approved resolution of up to 6000d at a max. of 80% preload, internal resolution 524,000d, update rate selectable 50 - 800 updates / second, smallest loadcell signal 0.33µV/e. Optional connection of two scale bases via DUAL-ADM. Option: connection of scale platforms with digital force transducers.

Calibration

Cleartext operator prompting. Setup as single or multiple range scale with 1, 2 or 3 ranges or as multi-interval scale. Calibration with test weights or through entry of rated output of loadcell(s), option for the linearization of the load curve with up to 6 linearization points. Option to connect incline switch.

Electrical connection

110 (-15%) to 240 (+10%)VAC, 50/60Hz via external power supply, option: 12 - 30VDC, power consumption max. 20VA.

Operating temperature

- 10°C to + 40°C, 95% relative humidity, non-condensing.

Display and keyboard

Bright, high-contrast 7" TFT color display, 800x480 pixel, with wide viewing angle, large weight display and 4 to 8 input lines. Touchpanel operation.

Serial interfaces

Up to 2 interfaces, selectable RS232, 20mA CL (passive), RS422 or RS485 for printer, precision scales, remote displays, transponder card readers, etc.

Parallel and analog I/Os

Up to 4 internal optoisolated inputs and outputs, 24VDC, or external relay / transistor module (64 inputs, 64 outputs max.). Internal 15-bit analog output, external module for up to 4 analog inputs / outputs as option.

Ethernet interface

10/100BASE-T Ethernet interface with integrated web server, WLAN as option, Modbus TCP Slave as option.

USB

USB 2.0 host interface with optional IP65 connector for PC keyboard, scanner or USB stick.

Security

Powerfail safe storage of data, password protection, battery-backed realtime clock, remote diagnosis over Ethernet / Internet possible.

CPU / operating system

32-bit ARM processor, 266MHz, 0.5MB data memory, expandable. Linux based realtime multitasking operating system.

Free programmability

Comprehensive, PC-based program development and test environment. Programming with RTC *WIN* in 'C' in compliance with WELMEC software guidelines. Complete software development and test / simulation possible on PC.

Options




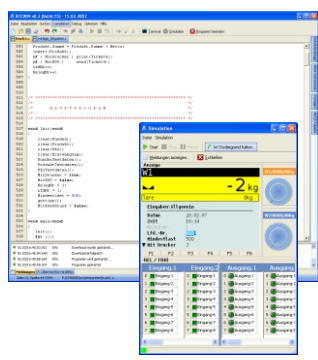
RTC *WIN*

IT6000ET programming environment.

PC *COM+*


Active X component for the communication with PC programs.

Construction/options:


Desk/wall version	Panel-mount version	WLAN	RTC <i>WIN</i>
			
<ul style="list-style-type: none">• Stainless steel housing, IP65• for desk-top or wall-mount installation or with optional column for floor mounting• Dimension WxHxD: 290x200x170mm	<ul style="list-style-type: none">• Stainless steel housing fascia plate protected to IP65• Panel-mount installation• Dimension WxHxD: 245x205x60mm• Cutout in panel: 228x188mm	<ul style="list-style-type: none">• Option: WLX module to connect to WLAN networks (802.11b/g)• Secure encryption selectable	


Directives: 2009/23/EC, 2004/108/EC, 2006/95/EC, 2004/22/EC

Standards: EN 45501, OIML R76-1, EN 61000-6-2, EN 61000-6-3, NAMUR NE21, EN 60950

 EC approval as non-automatic weighing instrument

 ETL certified in accordance with UL 60950-1 and CSA C22.2 No. 60950-1

 Ukraine: Approval as non-automatic weighing instrument

 NTEP approval as indicating element

 EMI compliance with FCC Part 15

 Mesures Canada: Approval as non-automatic weighing instrument

SysTec Systemtechnik und Industrieautomation GmbH
Tel. +49 (0) 2238 - 9663-0 - www.systecnet.com

Sales and service

Subject to change without notice

ST.2309.1464 IT6000ET_DBE.PDF 09.2014